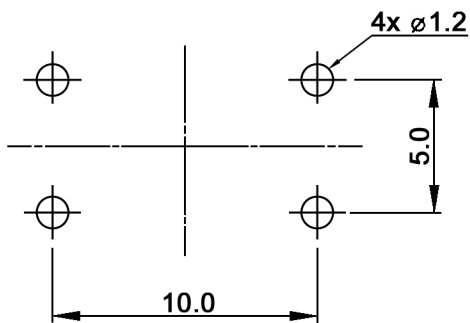
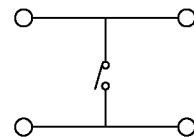


P.C.B. LAYOUT



CIRCUIT DIAGRAM



Compliance: RohS II (2011/65/EU), silicone free product

Tolerances: up to 10: ±0.2 mm above 10-50: ±0.3 mm		Date	Name
		06/18	dr
Material	05/19	dr	knitter-switch
Print removed	10/18	dr	
Modifications	Date	Name	

TSE 21495 S-1

30 40 99

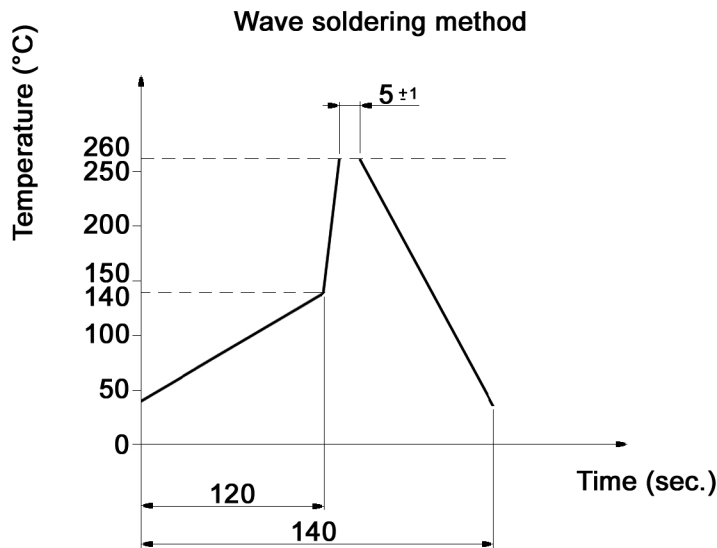
Page

1/2

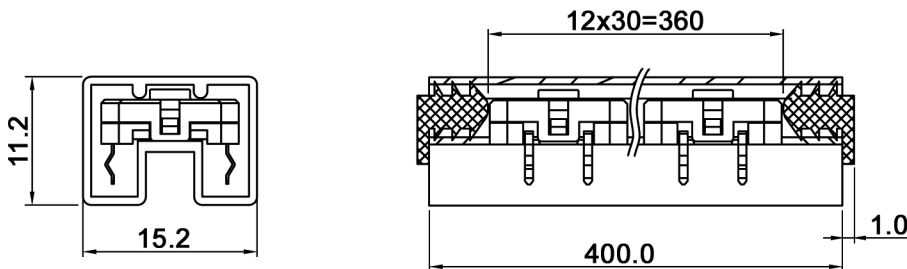
Specifications:

Contact rating: max.: 100 mA, 42 V DC
 min.: 0.01 mA, 0.02 V DC
Contact resistance: 100 mOhm max.
Insulation resistance: 1000 MOhm min. at 150 V DC for 1 minute
Dielectric strength: 150 V AC (50/60 Hz)
Operating temperature: -40°C to +90°C
Storage temperature: -40°C to +90°C
Mechanical life: 5 000 000 cycles
Operating force: 3.6 N +/-0.7 N
Stop strength: 100 N
Bounce: 5 ms max.
Material: Terminal: brass plated with 0.25 µm Ni,
 contact area: 0.025 µm Au; solder area: 0.075 µm Sn
 Case: PPS, grey
 Contact plate: stainless steel, 0.025 µm Au over 0.25 µm Ni
 Cover: PA46, grey
 Actuator: rubber, natural
Seal: contact system sealed by rubber actuator

Soldering conditions:



Packaging:



Packaging unit: 30 pcs. / tube
Compliance: RohS II (2011/65/EU), silicone free product

Tolerances: up to 10: ±0.2 mm above 10-50: ±0.3 mm	Date	Name	TSE 21495 S-1	
	06/18	dr		
Material	05/19	dr	30 40 99	Page
Print removed	10/18	dr		2/2
Modifications	Date	Name		